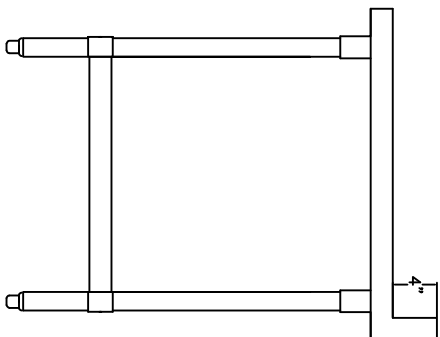
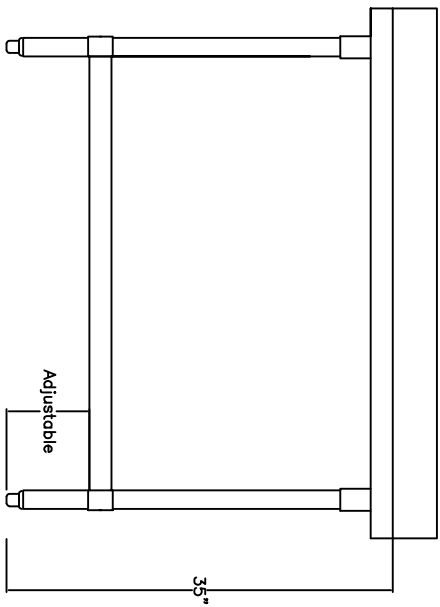
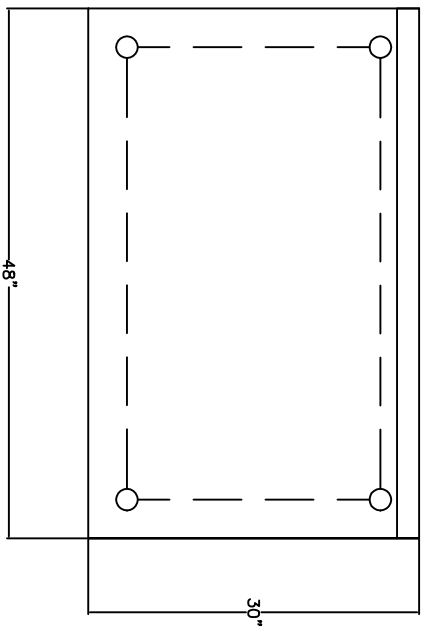


Work Table

Model No.	Dimensions
SP3030WT-4	30" x 30"
SP3036WT-4	30" x 36"
SP3048WT-4	30" x 48"
SP3060WT-4	30" x 60"
SP3072WT-4	30" x 72"
Option:	
SPTCS	Caster Set
Extra Undershelf	
SP3030US	30" x 30"
SP3036US	30" x 36"
SP3048US	30" x 48"
SP3060US	30" x 60"
SP3072US	30" x 72"



Work Table

Work Table	
Type 304 Stainless Steel, 18 gauge	
Stainless Undershelf – Adjustable	
Galvanized legs, 1 5/8" dia. with adjustable feet	

# Sensi Pro

Economize without Compromise

Phone: 1-877-861-4866

Email: lorraine@tayloragencies.com